

DESCRIPTION

The DREWPLEX OX corrosion inhibitor ampoule test kit provides a safe and easy method for determining DEHA. Each self-filling ampoule has a tapered, prescored tip containing premeasured, vacuum-sealed liquid reagent. When the ampoule is immersed in a cooled feedwater sample and the tip is snapped off, the correct volume of sample is drawn into the ampoule and a small bubble forms. Sample and reagent are then mixed by inverting the ampoule several times, allowing the bubble to travel from end to end. The resulting color is quantified by comparing the color of the ampoule with the colored standards.

APPLICATION & USE

Dissolved oxygen in steam generating systems causes corrosion and pitting of metal surfaces which can lead to boiler inefficiency, equipment failure and system downtime. Therefore, it is essential to keep the dissolved oxygen level as low as possible by dosing DREWPLEX OX corrosion inhibitor to the feedwater to react with excess oxygen. The DREWPLEX OX corrosion inhibitor ampoule test kit is used for testing DEHA residual in steam generating systems. The DEHA level in the feedwater should be tested once a day.

Before testing, samples must be cooled to 25° C by collecting through a sample cooler for safety and to prevent flashing which concentrates the sample.

See reverse side for test procedure.

TEST KIT CONTENTS AND ORDER INFORMATION

DREWPLEX OX corrosion inhibitor ampoule test kit (PCN 0387010) contains:

- 1 comparator
- 1 set of instructions



DREWPLEX OX Ampoule Test Kit (PCN 0387010)

- 1 snap cup
- 30 ampoules
- 1 x 10 ml Activator Solution

DREWPLEX OX corrosion inhibitor ampoule refill (PCN 0387028) contains:

- 30 ampoules

DREWPLEX OX corrosion inhibitor activator solution (PCN 0387036) contains:

- 6 x 7 ml bottles

DREWPLEX OX corrosion inhibitor comparator, 0.1-0.9 ppm (PCN 1AA7903).

FEATURES

- Operator contact with reagents is minimized
- Snap-and-read technology
- Vacuum-sealed reagent

BENEFITS

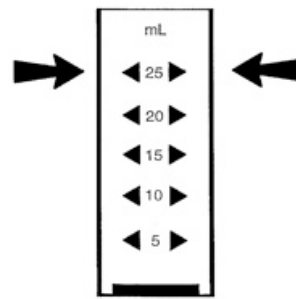
- Safe to use
- Simple to use
- Minimum two-year shelf life



Contact your Drew Marine representative for more information

PROCEDURE

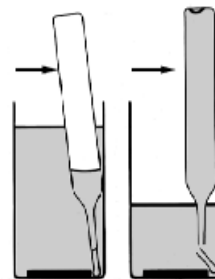
1. Fill the sample cup to the 25-ml mark with feedwater sample (Step 1).
2. Add 2 drops of activator solution. Stir gently with the tip of an ampoule from the DREWPLEX® OX corrosion inhibitor ampoule test kit to mix the contents of the sample cup (Step 2).
3. Immediately snap the tip of the ampoule by pressing the ampoule against the side of the sample cup. Sample will fill the ampoule and begin to mix with the reagent, leaving a small bubble to facilitate mixing (Step 3).
4. Remove the ampoule from the cup. Mix the contents of the ampoule by inverting it several times, allowing the small bubble to travel from end to end each time (Step 4).
5. Wipe all liquid from the exterior of the ampoule and WAIT EXACTLY 10 MINUTES for full color development (Step 5).
6. Place the ampoule, flat end downward, into the center tube of the comparator. Direct the comparator toward a source of bright white light while viewing from the bottom. Hold the comparator in a nearly horizontal position and rotate until the color standard below the ampoule shows the closest match (Step 6).
7. Record results and adjust DREWPLEX OX corrosion inhibitor dosage as necessary.



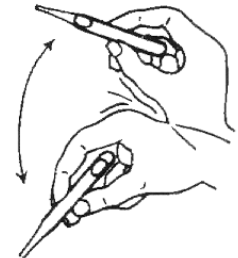
Step 1



Step 2



Step 3



Step 4



Step 5



Step 6



Contact your Drew Marine representative for more information

Drew Marine maintains Safety Data Sheets on all of its products. These documents contain health and safety information for the development of appropriate product handling procedures to protect your employees. Safety Data Sheets should be read and understood by all of your supervisory personnel and employees before using Drew Marine products.



Drew Marine®

**100 South Jefferson Road
Whippany, NJ 07981 USA
1-973-526-5700
Drew-Marine.com**

Copyright © Drew Marine. All Rights Reserved. All statements, information and data presented herein are believed to be accurate and reliable but are not to be taken as a guarantee, express warranty or implied warranty of merchantability or fitness for a particular purpose, or representation, express or implied, for which seller assumes legal responsibility, and they are offered solely for your consideration, investigation and verification. Statements or suggestions concerning possible use of this product are made without representation or warranty that any such use is free of patent infringement and are not recommendations to infringe on any patent.